



Conversation Lesson

Before the Lesson:


1. Print and review this lesson.
2. Print 1 copy of lesson questions (below) per student.
3. Print Classroom Visual Aids (below).

Materials Needed:

- This lesson.
- 1 copy of lesson questions (below) per student

Steps:

1. Pass out the questions about spiders (below)
2. Ask students the following questions about spiders (based on *PLL 112*). Have the student read the questions silently and then answer the questions in complete sentences (oral or written). If the student cannot answer, help the student find the answer by observing in nature (or the Classroom Visual Aids below).
3. Allow students to discuss these topics in more depth if there is time.



Spiders

How many legs has a spider?

How many legs has a fly?

An ant?

A bee?

Into how many parts is the body of the spider divided?

Into how many parts are the bodies of the ante and the bee divided?

What does the spider spin?

What is the purpose of spinning the web?

When a fly or other insect is caught in the web, what does the spider do?

Where does the spider place its eggs?

Classroom Visual Aids


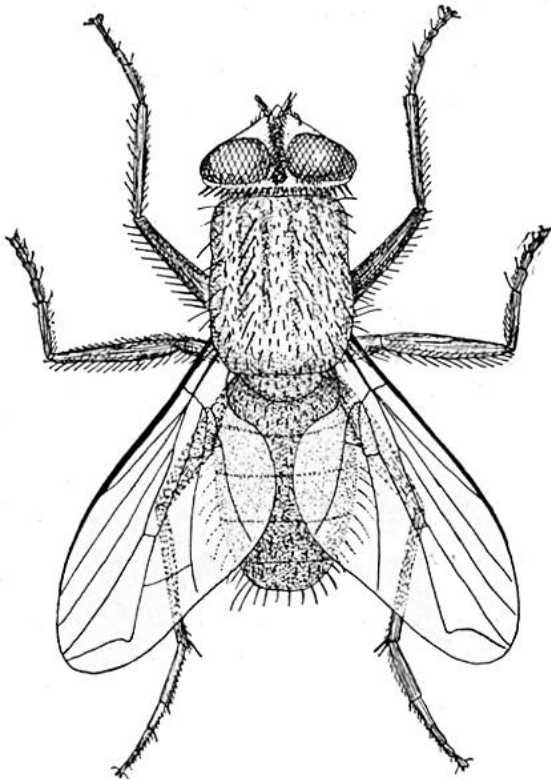
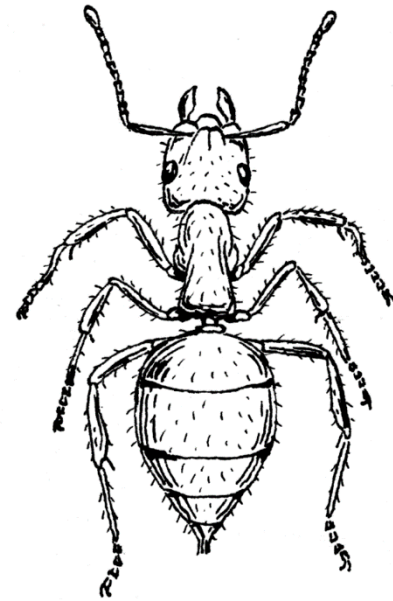



Image Sources: "1911 Britannica - Bee - Wax Scales" by Encyclopædia Britannica, 1911 - Encyclopædia Britannica Eleventh Edition, Vol. 3, Page 627. Licensed under Public Domain via Wikimedia Commons - https://commons.wikimedia.org/wiki/File:1911_Britannica_-_Bee_-_Wax_Scales.png#mediaviewer/File:1911_Britannica_-_Bee_-_Wax_Scales.png; "Ant (PSF)" by Pearson Scott Foresman - Pearson Scott Foresman, donated to the Wikimedia Foundation. Licensed under Public Domain via Wikimedia Commons - [https://commons.wikimedia.org/wiki/File:Ant_\(PSF\).png#mediaviewer/File:Ant_\(PSF\).png](https://commons.wikimedia.org/wiki/File:Ant_(PSF).png#mediaviewer/File:Ant_(PSF).png); "Arachnida Araneida Vol 1 Table 11" by A. T. Hollick - Arachnida-Araneidea. Volume I (1889-1902) at Electronic Biologia Centrali-Americana, Smithsonian Institution Libraries. Licensed under Public Domain via Wikimedia Commons - https://commons.wikimedia.org/wiki/File:Arachnida_Araneida_Vol_1_Table_11.jpg#mediaviewer/File:Arachnida_Araneida_Vol_1_Table_11.jpg; "Musca illustration" by Richard Hertwig - Hertwig, Richard (1909) A Manual of Zoology, New York City: Henry Holt and Company, pp. p. 492. Licensed under Public Domain via Wikimedia Commons - https://commons.wikimedia.org/wiki/File:Musca_illustration.png#mediaviewer/File:Musca_illustration.png